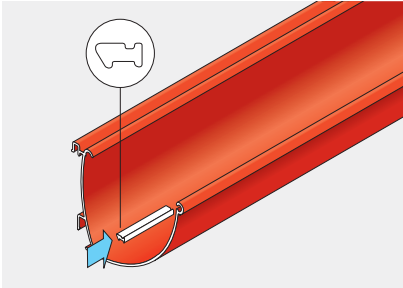
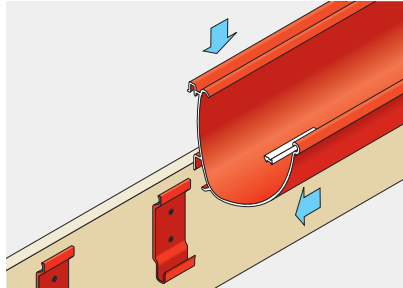


Installation - Aqualine Half Round, Deep Run and Modern Gutters

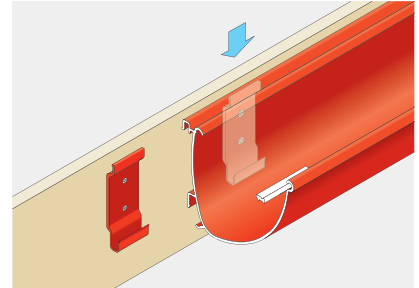
Aqualine Half Round, Deep Run and Modern gutters use a unique dry jointing system to give a completely clean external appearance. Gutters drop and lock onto concealed brackets where internal joints are aligned and locked using slide bars. Assembly of Half Round, Deep Run and Modern gutters requires the use of single front lock bars. The entire gutter system is completely secure whilst at the same time allowing free linear thermal movement.



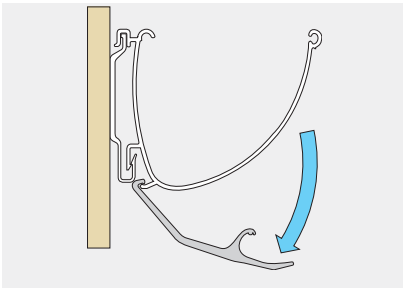
1. Pre-insert slide lock bars (1 per joint). Check for right way up.



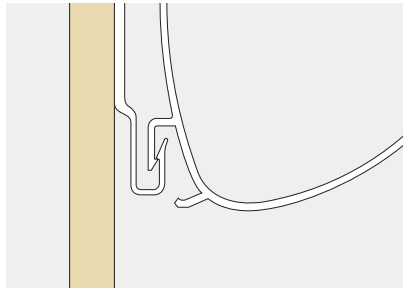
2. Position gutters loosely, do not lock down.



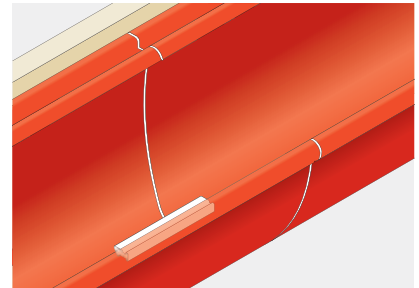
3. Locate gutters onto top rail of brackets and allow 4mm gap.



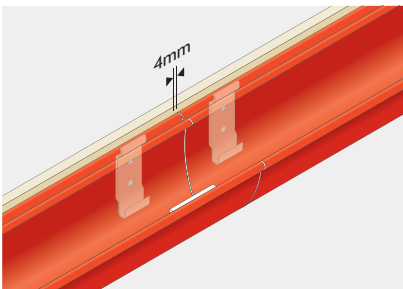
4. Lock down gutter with Aqualine jointing tool.



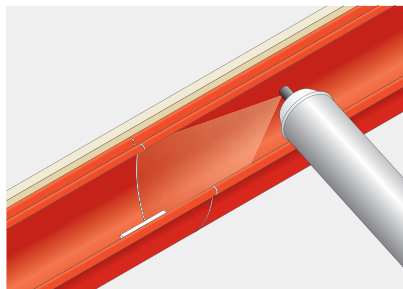
5. Check for positive location.



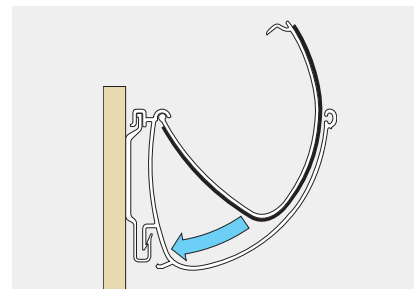
6. Slide lock bar within 50mm of joint but NOT across gutter joint.



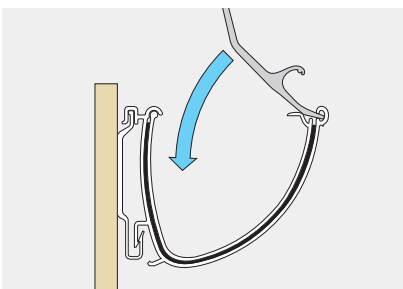
7. Check and reset 4mm expansion gap as necessary.



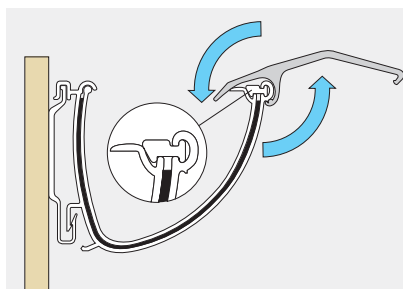
8. Clean jointing surfaces and spray apply Alumasc lubricant.



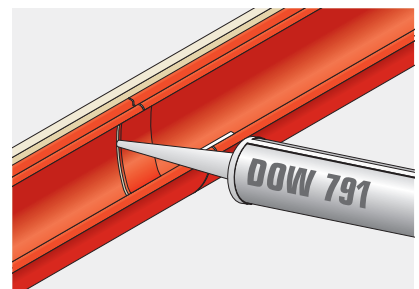
9. Hook joint union into gutter receiver channel and pivot down.



10. Compress joint union and start lock bar across joint.



11. Reverse tool apply equal pressure around pivot point to complete lock bar positioning fully across joint. Take care not to dislodge gutter from fascia bracket.



12. Dry gutter and apply DOW 791 silicone sealant to weather edges of union.